







PIZZA SILÁBICA



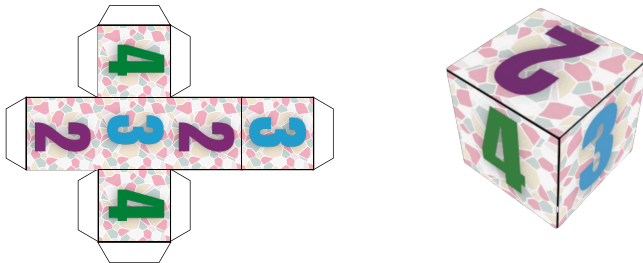
INSTRUCCIONES

Pizza


- 1** Recorta los ingredientes y ponlos sobre la tabla.



- 2** Recorta el cubo y móntalo.






- 3** ¡Manos a la obra! Tira el dado para saber cuántas sílabas tienen que tener los ingredientes de la pizza.



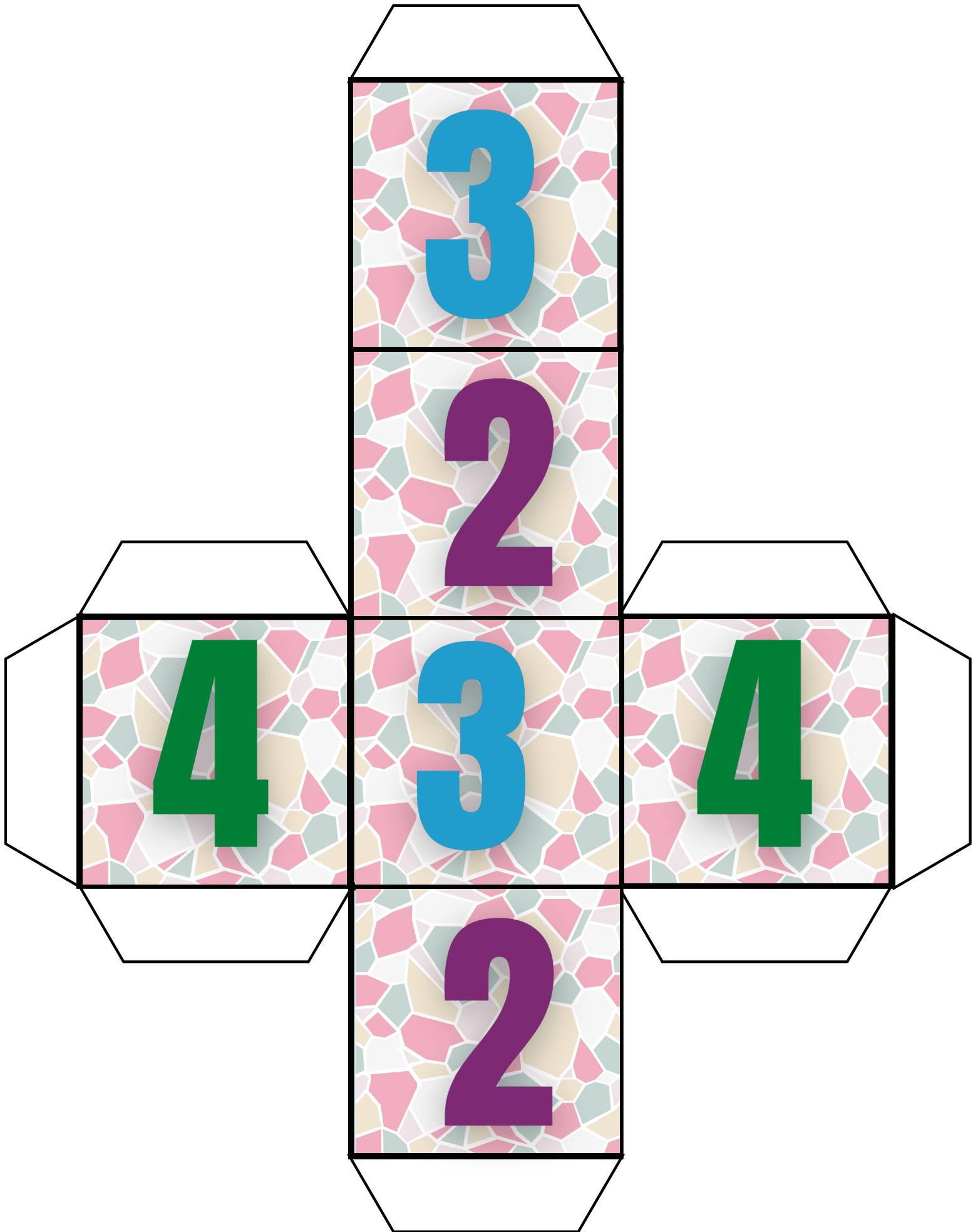
LISTA DE INGREDIENTES

2 SÍLABAS	3 SÍLABAS	4 SÍLABAS
 <p>QUESO</p>	 <p>CHAMPIÑÓN</p>	 <p>PEPINILLO</p>
 <p>HUEVO</p>	 <p>CHAMPIÑÓN</p>	 <p>PEPPERONI</p>
 <p>GAMBA</p>	 <p>TOMATE</p>	 <p>ESPINACA</p>
 <p>BACON</p>	 <p>CEBOLLA</p>	 <p>ALBAHACA</p>
 <p>MAIZ</p>	 <p>BRÓCOLI</p>	 <p>ACEITUNA</p>





 SORTUZZ



3

2

4

3

4

2

